

## APPLICATIONS

- 2 sided mobile olive bar with cold wells for self-service applicatons
- Medium temperature (36°-40°)

## STANDARD FEATURES

### CABINET CONSTRUCTION

- Base - 3/4" plywood construction  
Exterior - 3/4" plywood panels  
Finished in high pressure plastic laminate
- Stainless steel cold well with galvanized steel underneath exterior

### CANOPY

- Stainless Steel frame with solid top
- Fixed tempered glass sneeze guard
- LED lighting

### REFRIGERATION

- Self Contained, copper cold pan refrigeration with a digital control.
- Condensing unit slides out for easy maintenance
- Cold well adapter bars allow for a variety of pan configurations.
- Digital readout thermometer
- Condensate drains to floor drain
- Adjustable side rails
- Energy saving ECM Axial fans reduce electrical running cost

### ELECTRICAL REQUIREMENTS

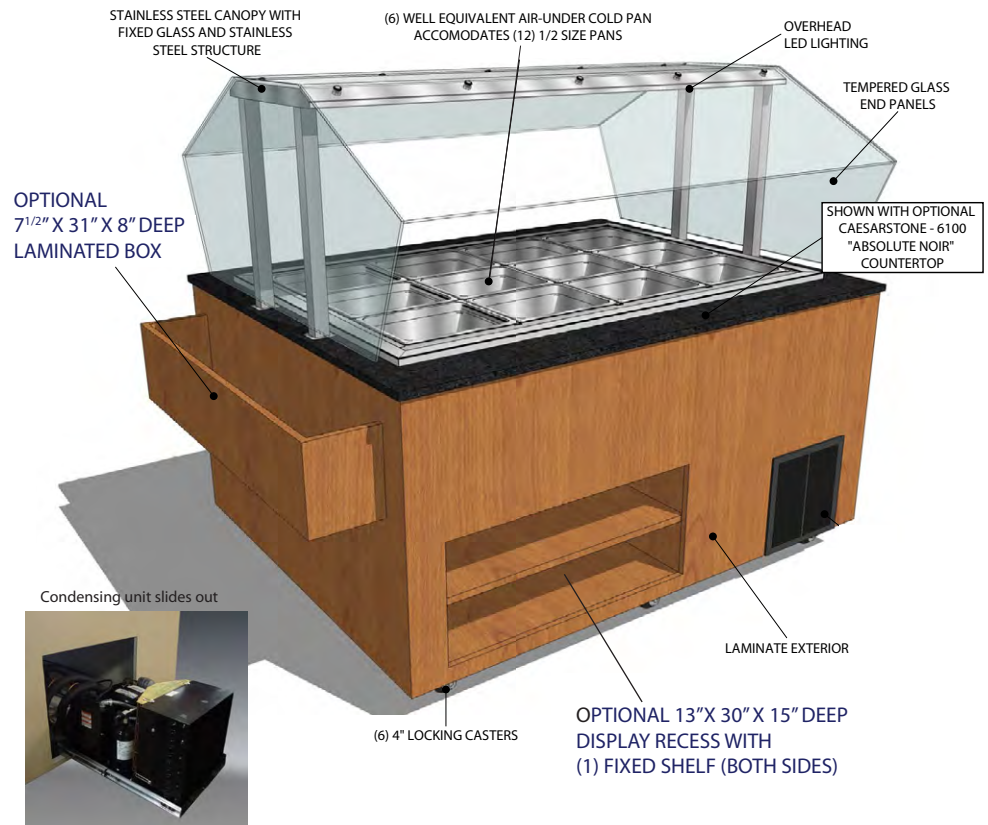
- Unit is ready to accept 120V, 60Hz, 1Phase circuit cord set.  
(see reverse side for details)

### WARRANTY

- One year - Parts and Labor

## Narrow & Wide Models Available

*(Wide) 64" Unit Shown with Optional Display Recess, Laminated Side Box, and Finishes*



Engineered for stores with ambient conditions not to exceed 75°F and 55% relative humidity. Due to continuous improvements specifications may change without notice.

## OPTIONS / ACCESSORIES

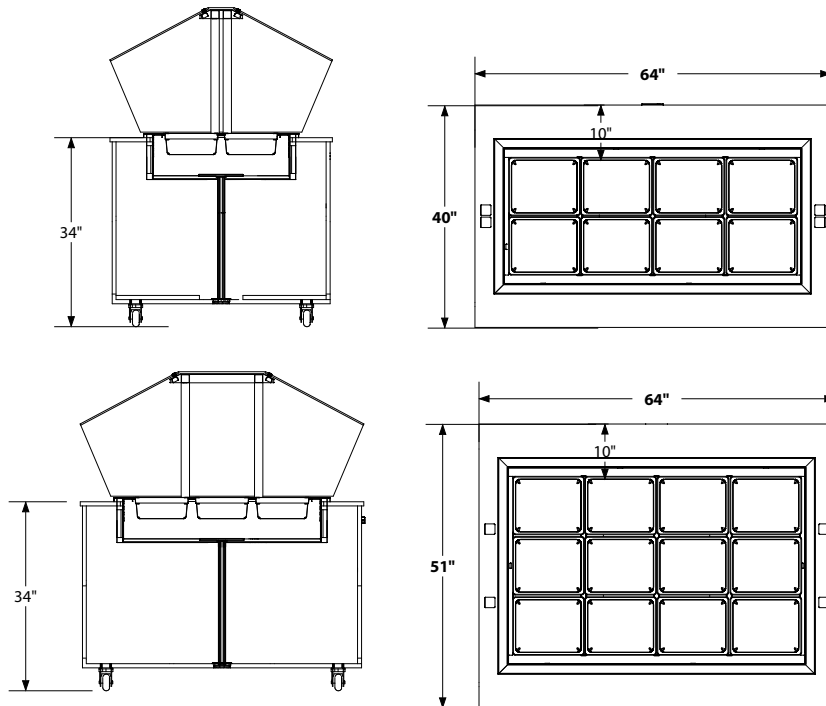
- Optional condensate removal devices available to eliminate need for plumbing.
- Countertop available in stainless steel, solid surface or quartz engineered stone.
- Middle pan riser available for Wide model
- Assorted colors available for countertop, laminate, vinyl bumper and powder coat.
- Powder coated canopy assembly.
- Canopy - Solid top with lift up glass, clear view with fixed glass and clear view with lift up glass.
- End cap recesses for containers
- Bar packages can provide inset pans, lids, tongs, ladles, serving spoons and salad dressing templates.
- Protective 1" bumpers
- Stainless steel corner protectors

Built to meet the following specifications:



# Mobile Olive Bar with Copper Cold Well

Available in 2 widths - Drawings Show 64" Models



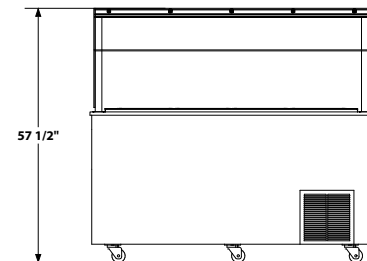
## Narrow Model

4 Pan Equivalent Cold Well Accommodates:  
(8) 1/2 size pans or (16) 1/4 size pans

**Use 2"- 4" deep food pans  
with Copper Cold Pan**

## Wide Model

6 Pan Equivalent Cold Well Accommodates:  
(12) 1/2 size pans or (24) 1/4 size pans  
Middle pan riser is optional



Unit Length	Dimensions (inches)				Number of Pans	
	L	Narrow Model Width	Wide Model Width	H	Narrow Model 1/2 size pans / 1/4 size pans	Wide Model 1/2 size pans / 1/4 size pans
64"	64	40	51	57 1/2	8 / 16	12 / 24
77"	77	40	51	57 1/2	10 / 20	15 / 30
90"	90	40	51	57 1/2	12 / 24	18 / 36

### ELECTRICAL/REFRIGERATION SPECIFICATIONS (BASED ON 64" UNIT - NARROW MODEL)

#### REMOTE REFRIGERATION - WIRED TO JUNCTION BOX

QTY	DESCRIPTION	VOLTAGE	AMPS EA	AMPS TOTAL	BTU's EA	EVAP TEMP	REF. TYPE/OZ.
1	CONDENSING UNIT	120	7.25	7.25	600	+15°	404-A
2	LED LIGHTS	120	.5	1			
TOTAL ELECTRICAL REQUIRED IS 120/208 V, 60 Hz, 1 PH				8.25			

### ELECTRICAL/REFRIGERATION SPECIFICATIONS (BASED ON 64" UNIT - WIDE MODEL)

#### REMOTE REFRIGERATION - WIRED TO JUNCTION BOX

QTY	DESCRIPTION	VOLTAGE	AMPS EA	AMPS TOTAL	BTU's EA	EVAP TEMP	REF. TYPE/OZ.
1	CONDENSING UNIT	120	7.25	7.25	900	+15°	404-A
2	LED LIGHTS	120	.5	1			
TOTAL ELECTRICAL REQUIRED IS 120/208 V, 60 Hz, 1 PH				8.25			