

APPLICATIONS

- Self-service island hot food bar
- Medium temperature (140°-165°)
- Available with either wet or dry wells (wet achieves better performance)

STANDARD FEATURES

CABINET CONSTRUCTION

- Base - 3/4" plywood construction finished in high pressure plastic laminate
- Countertop to be high pressure laminate.
- Storage area has houses electrical and plumbing components.
- 2 rows of protective 1" vinyl bumpers.
- 6" high stainless steel adjustable legs (unit must be leveled plumb at time of installation).

STANDARD FEATURES

- Base Cabinet and Counter top covered with high pressure black laminate
- Soup wells include insets, lids, & ladles
- Cup dispensers and accessory Pans
- Drains connected through a manifold to a single drain valve.
- Infinite (dial) control with pilot light.

CANOPY/SNEEZE GUARD

- Square stainless steel support tubing
- 14 gauge stainless steel top
- Tempered fixed glass sneeze guard
- LED lights

HEATED FOOD MERCHANDISING

- NSF-4 soup wells warm uniformly keeping product at optimum temperature.
- Drains connected through a manifold to a single drain valve.
- Infinite (dial) control with pilot light.

ELECTRICAL REQUIREMENTS

- Unit is pre-wired and furnished with a Junction box for use on a dedicated 120/208V, 60Hz, 1 phase circuit.

WARRANTY

- One year - Parts and Labor

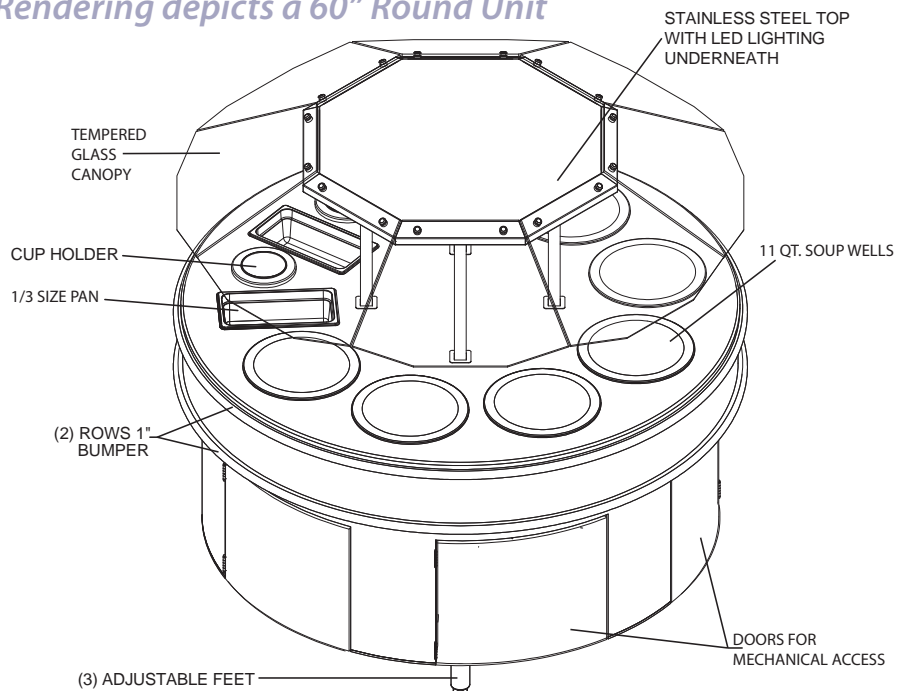


40" Island Round Soup with optional finishes



60" Island Round Soup with standard finishes

Rendering depicts a 60" Round Unit



OPTIONS / ACCESSORIES

- Fixture is customizable and can accommodate limitless configurations
- Countertop available in many colors of laminate, solid surface or quartz engineered stone as well as stainless steel.
- Many laminate colors available for exterior laminate, vinyl bumper, and powder coat
- Canopy without tempered glass (check local sanitation laws before ordering without canopy)
- Counter top configurations available to include tray slides, utensil holders, small pans and dispensers for plates, cups/bowls, lids and napkins.
- Metal or mirrored laminate accent strip

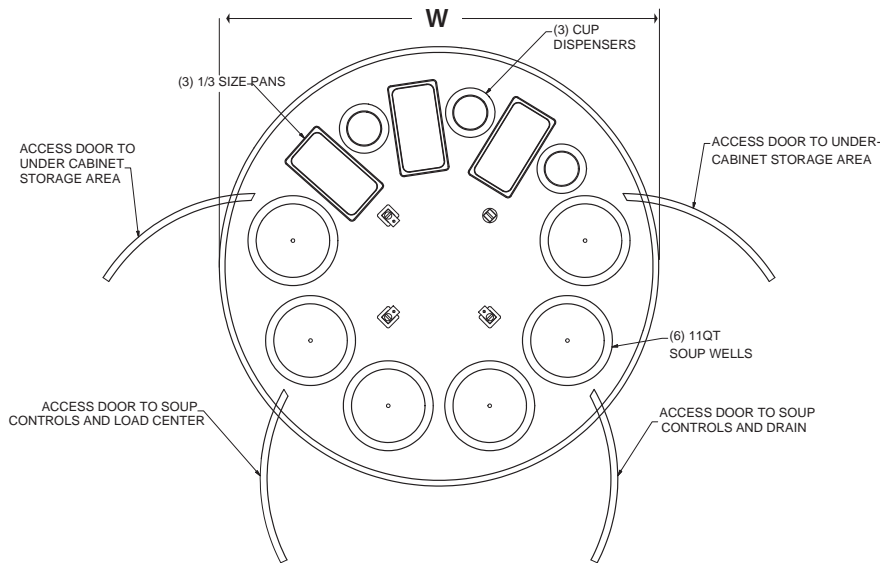
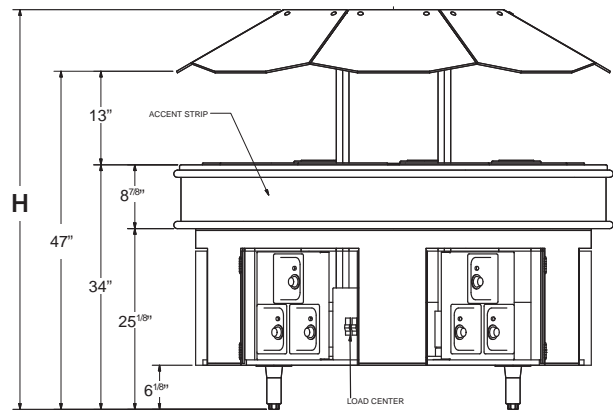
Built to meet the following specifications:



SOUP WELL CAPACITY (11 QT.)

Unit Length	Number of 11 QT Wells	Dimensions (inches)		
		W	D	H
40"	3	40	40	56
60"	6	60	60	56

Renderings depict a 60" Round Unit



ELECTRICAL SPECIFICATIONS BASED ON 60" UNIT

ELECTRICAL REQUIREMENTS - LOAD CENTER							
QTY	DESCRIPTION	MANUFACTURER	MODEL #	VOLTAGE	L-1 AMPS	L-2 AMPS	BREAKER RATING
3	SOUP WELL	HATCO	HWB-11QT	120		20.1	30A PIGGYBACK
3	SOUP WELL	HATCO	HWB-11QT	120	20.1		
2	LED LIGHTS	ELECTRALED		120	1		30A PIGGYBACK
TOTAL AMPS PER LINE					21.1	20.1	
TOTAL ELECTRICAL REQUIRED IS 120/208V, 60 Hz, 1 PH						21.1	AMP LOAD, 4 WIRES