

APPLICATIONS

- Natural looking display is ideal for merchandising bread and bakery items

STANDARD FEATURES

CABINET CONSTRUCTION

- Cabinet consists of 3/4" plywood panels finished in high pressure plastic laminate.
- 1 row of protective 1" vinyl bumpers.
- 3" high toe-kick base.
- Fixture is designed to NEC, UL and NSF standards.

SHELVING


- 4 - 2" oak wood slat shelves.
- Full height shelf support pilasters with slotted holes on 1" centers for vertical shelf adjustments.
- Brackets allow shelf to be adjusted to 3 different angles to increase visibility.
- All hardware is powder coated.

OPTIONS / ACCESSORIES

- Many laminate finishes available
- LED under shelf lighting (for lighting option, unit can be pre-wired and furnished with a junction box for use on a dedicated 120V/15A, 60Hz, 1 phase circuit.)
- Mirrored interior back wall.
- Extra shelves
- Alternate sizes and configurations



A line-up of 6' units form a continuous display.

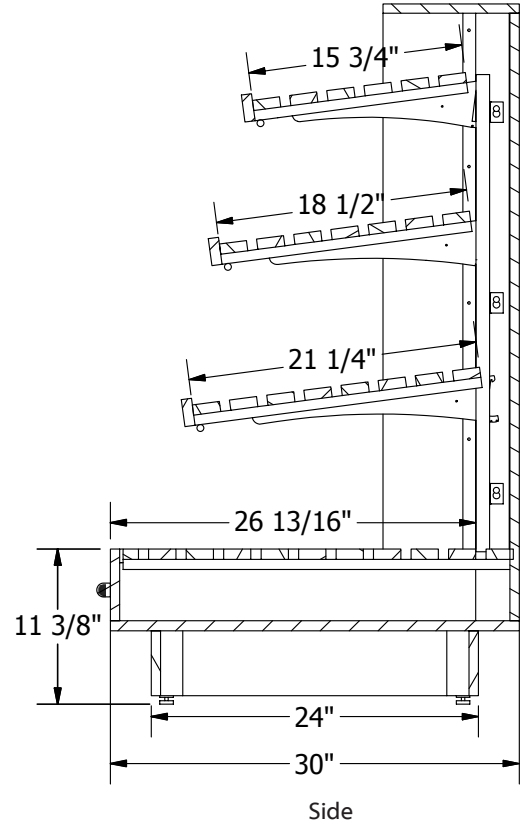
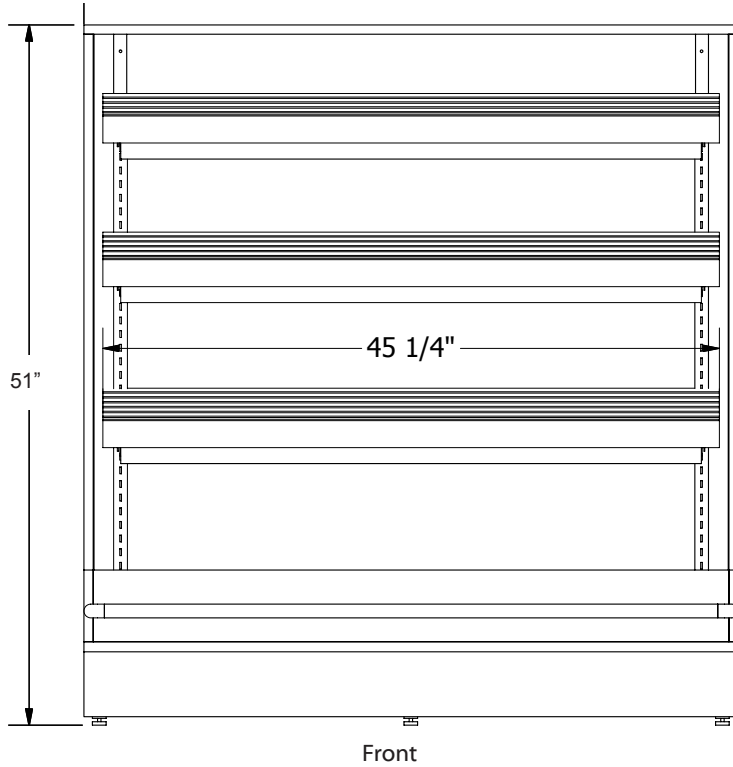


Engineered for stores with ambient conditions not to exceed 75°F and 55% relative humidity. Due to continuous improvements specifications may change without notice.

Built to meet the following specifications:



LINE DRAWINGS BASED ON A 4' MODEL



Unit Width	Dimensions (inches)			Volts	Phase	Amps
	W	D	H			
3' - AR-BR-L3	36	35	51	120	1	2.1
4' - AR-BR-L4	48	35	51	120	1	2.1
6' - AR-BR-L6	72	35	51	120	1	2.6

ELECTRICAL REQUIREMENTS PER 4' CASE WITH OPTIONAL UNDERSHELF AND CANOPY LIGHTS

QTY.	DESCRIPTION	MANUFACTURER	MODEL #	VOLTAGE	AMPS EA	AMPS TOTAL
3	34" LED LIGHTS	ELECTRALED	EFDS-3-3500	120	0.13	0.39
TOTAL ELECTRICAL REQUIRED IS 120V, 60 Hz, 1 Ph WIRED TO JUNCTION BOX						0.39