

APPLICATIONS

- Self-Service refrigerated case for bakery/pastry
- Medium Temperature: 38° - 40°

STANDARD FEATURES

CABINET CONSTRUCTION

- Unit built with steel frame and finished in high pressure laminated exterior panels.
- Removable Solid End Panels allow multiple units to be connected in an endless series.
- Top to be 18 gauge stainless steel.
- 2 rows of protective 1" vinyl bumpers.

SHELVING

- Adjustable 1/4" thick tempered glass shelves and 18 gauge steel deck pans are easily removable.
- 3 standard shelves on all models + deck
- Full height shelf support pilasters with slotted holes on 1" centers for vertical shelf adjustments.
- Brackets allow shelf to be adjusted to 3 different angles to increase visibility.
- LED lights illuminate shelf area below

REFRIGERATION SYSTEM

- Remote refrigeration with blower coil and solenoid valve system (All wired to standard refrigeration control).
- Digital readout thermometer provided to verify cabinet temperature is maintained between 38° and 40°F.
- Supplied with 1" drain (Condensate evaporation pan is available to eliminate the need for plumbing hookup).
- Energy saving Axial Fan.

ELECTRICAL REQUIREMENTS

- Pre-wired and furnished with a junction box for use on a dedicated 120V, 60Hz, 1 phase circuit.

WARRANTY

- One year - Parts and Labor



HEIGHT ADJUSTABLE GLASS SHELVES WITH OVERHEAD LED LIGHTING & 1-1/4" BLACK PRICE TAG MOLDING

REMOTE REFRIGERATION (SELF CONTAINED REFRIGERATION IS OPTIONAL)

(2) ROWS CART BUMPER

LAMINATE EXTERIOR (SHOWN WITH STANDARD BLACK)

Engineered for stores with ambient conditions not to exceed 75°F and 55% relative humidity. Due to continuous improvements specifications may change without notice.

OPTIONS / ACCESSORIES

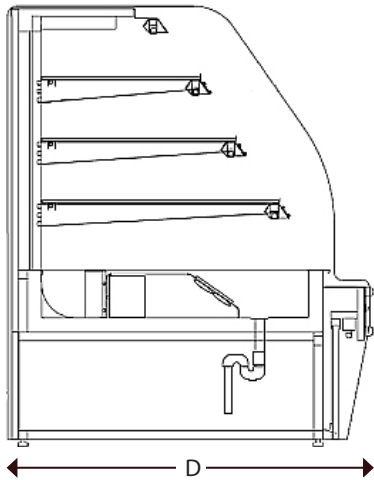
- Powder coated interior and top.
- Mirrored Interior End Panels
- Assorted colors available for laminate, vinyl bumper and powder coat.
- Extra shelves.
- Wire or sheet metal shelves instead of glass.
- Front accent lighting.
- Product enhancing lights.
- Self-contained refrigeration.
- Available for glycol systems.
- Cord set available instead of junction box.

Built to meet the following specifications:

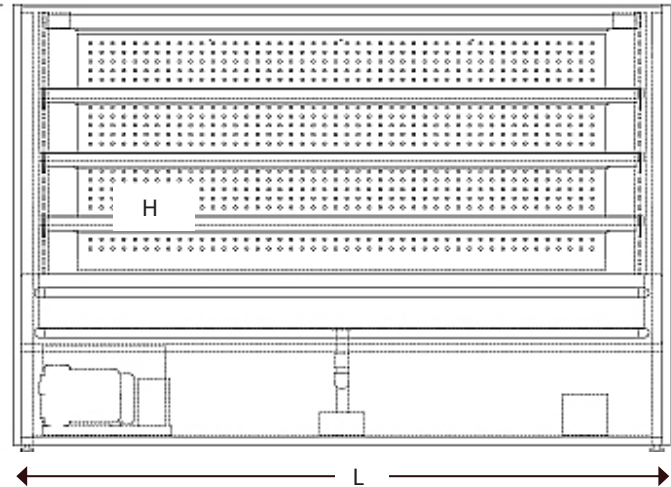


LINE DRAWINGS BASED ON A 59" (L) MODEL

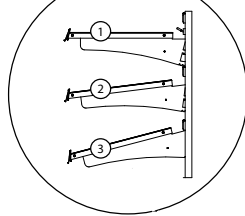
Side View



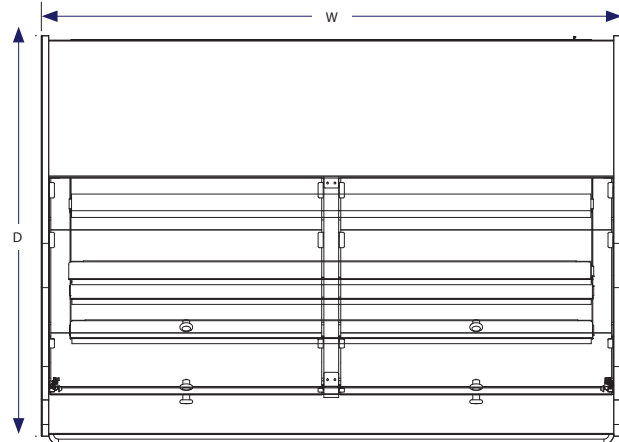
Front View



SHELVES CAN BE ADJUSTED TO (3) DIFFERENT ANGLED POSITIONS



Top View



Unit Width	Dimensions (inches)		
	W	D	H
48"	48 1/2	41 1/2	51 1/2
59"	59 1/2	41 1/2	51 1/2
77"	77 1/2	41 1/2	51 1/2

ELECTRICAL/REFRIGERATION SPECIFICATIONS - (BASED ON A 48" UNIT)

ELECTRICAL REQUIREMENTS - ON 6' CORD NEMA L14-20P PLUG

QTY	DESCRIPTION	MANUFACTURER	MODEL #	VOLTAGE	AMPS EA	AMPS TOTAL
1	CONDENSING UNIT	TECUMSEH	AKA9480ZDXC	208	10.3	10.3
1	DIGITAL TEMP CONTROL	DIXELL	XR20C	120	0.025	0.025
2	FAN	EBM PAPST	W1G2C0-EC95-Y7	120	0.17	0.34
5	LIGHTS	ELECTRALED	EFDS-3-3500	120	0.17	.85
TOTAL ELECTRICAL REQUIRED IS 120/208 V, 60 Hz, 1 PH						11.52

REFRIGERATION SPECS

QTY	DESCRIPTION	MANUFACTURER	MODEL #	BTU'S EA.	EVAP TEMP	REF. TYPE/OZ.
1	AIR OVER DISPLAY	R&D FIXTURES	N/A	7200	+20°	404-A